



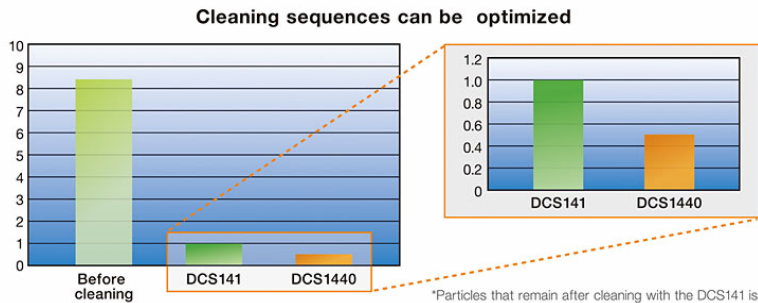
Automatic Cleaning System

DCS1440/1460

Next-generation cleaning systems with enhanced cleaning power

Manual cleaning systems with enhanced cleaning performance

The DCS1440/1460 is used to clean workpieces that have been cut on a dicing saw. Cleaning sequences can be easily created (the cleaning arm sweep speed and cleaning locations can be optionally set) for effective and efficient cleaning. In addition to the standard specification of a high pressure cleaning nozzle an atomizing cleaning nozzle can be selected. These two different types of cleaning nozzles can be mounted to produce a double cleaning arm configuration, making it possible to clean a wide range of workpieces with a single unit.




Supports a diverse range of workpieces

The DCS1440 can support workpiece sizes up 250mm x 250mm, the DCS1460 up to 310mm x 310mm. In addition, cleaning of multilayer substrates is also supported.

Easy operation

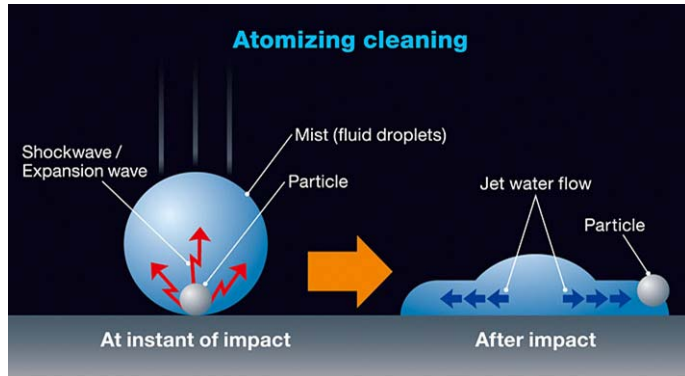
A 4" LCD touch panel enables simple operation. The cleaning operation is also optimally supported by the software with easy to set cleaning sequences.



Cleaning sequence setup screen

Atomizing cleaning

Mist generated by mixing fluid droplets with blasts of air is sprayed against the cleaning surface at high speeds. The resulting shockwave and expansion wave enable strong cleaning with minimal damage. (The atomizing cleaning specification is available as an option.)



Space saving

The space-saving design has a narrow width. (DCS1440:400mm, DCS1460:500mm)

DCS1440/1460 Specification

		DCS1440	DCS1460
Max. workpiece size	mm	ø200 / 250 mm square	ø300 mm / 310 mm square
Applicable tape frame	-	DTF2-5, DTF2-6, DTF2-6-1, DTF2-8-1 DTF2-5-1*1	DTF2-8-1, DTF2-12, DTF2-12-1, (DTF2-5, DTF2-5-1, DTF2-6, DTF2-6-1)*1
Cleaning method*2	-	High pressure cleaning, atomizing cleaning*1	
Number of cleaning sequences saved	-	8	
Spinner	Table rotational speed range	min ⁻¹ 100 - 3,000	
	Spinner discharge pressure	Mpa 2.0 - 11.8	
Utilities	Power supply	V Standard specifications 200 - 240 V AC±10 %, 3-phase	
	Power consumption	W	During cleaning: 390 During idling (in standby): 110
	Max. power	kVa 2.6	
	Air pressure	Mpa 0.5, Fluctuations ±0.01	
	Air consumption max. flow rate	L/min(ANR) 216	
	Clean air pressure	Mpa 0.5, Fluctuations ±0.01	
	Average clean air consumption during operation	L/min(ANR) High pressure cleaning: 54 Atomizing cleaning: 98	
	Cleaning water feed pressure	Mpa 0.2 - 0.4 MPa, Fluctuations ±0.01	
	Cleaning water flow rate setting range	mL/min (ANR) High pressure cleaning: Max. 200 (spinner discharge pressure of 11.8 MPa) Atomizing cleaning*1: 40 - 300	
	Exhaust duct capacity	m ³ /min ⁻³ 3.0	
Machine dimensions(W x D x H)	mm	400 x 600 x 1,220 (Excluding protrusions and the 128 mm touch panel)	500 x 650 x 1,220 (Excluding protrusions and the 128 mm touch panel)
	Machine weight	kg	Approx.130
Other	Green procurement support	(supports RoHS)	

*1 Options

*2 Two different types of cleaning methods can be mounted as an option.

*3 Contact your local DISCO sales representative when less than 3.0 m³/min.

Environmental conditions

- Use clean, oil-free air at a dew point of -15 ° C or less. (Use a residual oil: 0.1ppm. Filtration rating: 0.01 μm/99.5 % or more).
- Keep room temperature fluctuations within ±1 ° C of the set value. (Set value should be between 20 - 25 ° C).
- Keep cutting water and cooling water at the same (within ±1 ° C fluctuations) temperature as the room.
- Use water that has a specific electric conductivity greater than 1μS for cutting.
- The machines should be used in an environment, free from external vibration. Do not install machine near a ventilation opening, heat generation equipment or oil mist generating parts.
- This machine uses water.
In case of water leakage, please install the machine on the floor with sufficient waterproofing and drainage treatments.
- * All the pressures are described using a gauge pressure.
- * The above specifications may change due to technical modifications. Please confirm when placing your order.
- * For further information please contact your local sales representatives